


Revisions

Issue	Date	Note
1	17/11/2022	See note GTXPDC/611

DATASHEET



1. Mechanical

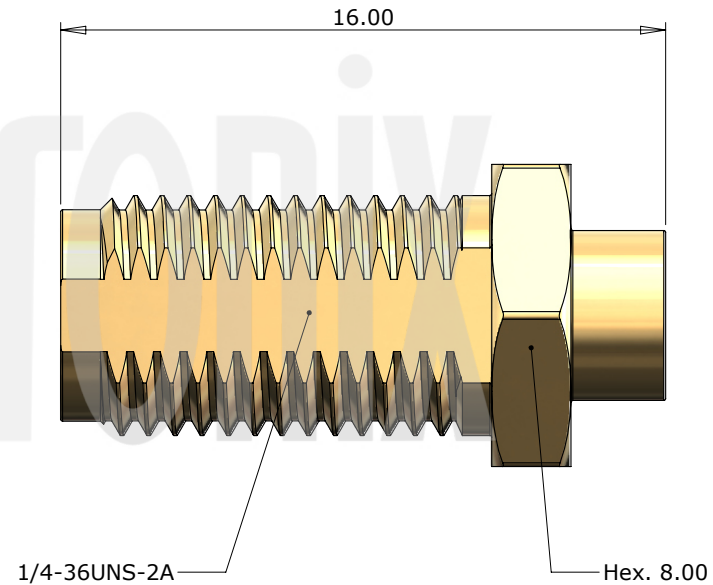
Cable Retention	27N
Fixing Method	Solder
Durability	500 mating cycles

2. Environmental

RoHS Compliant	Yes
Temperature Range	-65 to +165 degrees C

3. Electrical

Dielectric Withstanding	1000 Volts RMS Maximum
Impedance	50 ohms
Interface Frequency	18 GHz
Working Voltage	500 Volts RMS Maximum



3	Dielectric	PTFE	White
2	Contact	Beryllium Copper	Gold
1	Body	Brass	Gold
	Description	Material	Finish

Unless otherwise specified tolerances
 0.5-5 = ±0.2
 >5-30 = ±0.4
 >30-120 = ±0.6
 >120-315 = ±1.0
 >315-1000 = ±1.6
 Angles = ±5°
 Units = mm

This document is the confidential property of Gigatronix Limited and may not be copied, reproduced or transmitted to any third party without written authorisation.



Author	PJP
Drawn by	PJP
Drawing date	17/11/2022
Checked by	DB
Checked date	17/11/2022
Scale	Not to scale

Part Number	MA10-0402-R01
Title:	SMA Solder Jack, Gold Plated, 8mm Hex Flange, RG402, .141 semi-rigid

Revisions		
Issue	Date	Note
1	17/11/2022	See note GTXPDC/611

ASSEMBLY INSTRUCTIONS


Assembly Instructions

1) Strip the cable to the dimensions as shown, taking care not to nick the centre core.

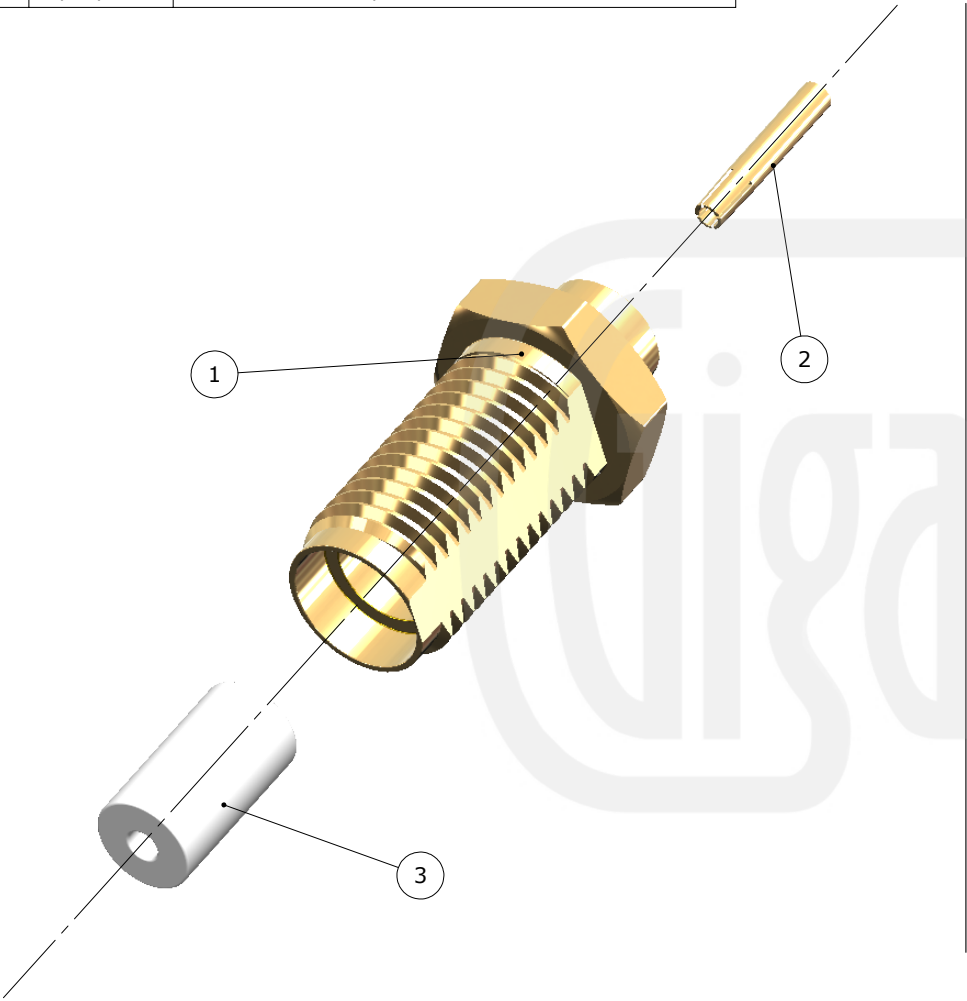
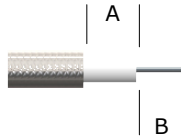


2) Solder the contact onto the centre core, then screw the body fully into an SMA Jack Gauge. Slide the contact into the back of the body until it meets the gauge and solder the cable to the mandril.

3) Fit the insulator into the front of the body using an SMA Insertion Tool.



Strip Dimensions:
A=0.0mm, B=2.5mm



Description	Material	Finish
3 Dielectric	PTFE	White
2 Contact	Beryllium Copper	Gold
1 Body	Brass	Gold

Unless otherwise specified tolerances
 0.5-5 = ±0.2
 >5-30 = ±0.4
 >30-120 = ±0.6
 >120-315 = ±1.0
 >315-1000 = ±1.6
 Angles = ±5°
 Units = mm

This document is the confidential property of Gigatronix Limited and may not be copied, reproduced or transmitted to any third party without written authorisation.



Author	PJP
Drawn by	PJP
Drawing date	17/11/2022
Checked by	DB
Checked date	17/11/2022
Scale	Not to scale

Part Number MA10-0402-R01
Title: SMA Solder Jack, Gold Plated, 8mm Hex Flange, RG402, .141 semi-rigid