

Revisions

Issue	Date	Note
1	19/06/2024	See GTXPDC/954

1. Mechanical

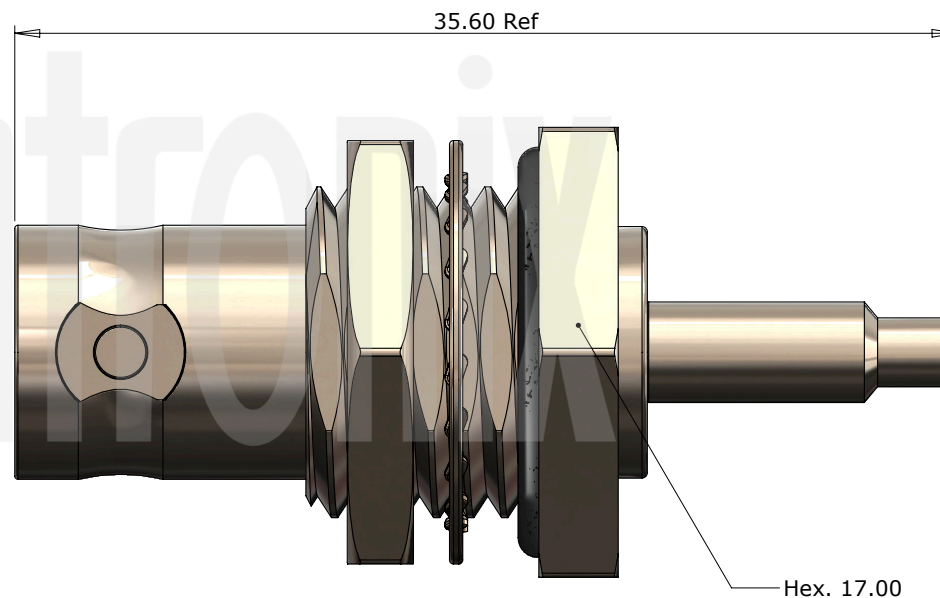

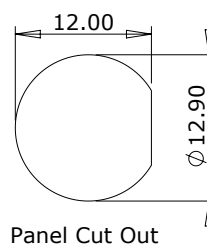
Cable Retention	Equal to breaking strain of cable
Durability	500 mating cycles
Fixing Method	Crimp
Contact Termination	Solder
Maximum Panel Thickness	6.00mm

2. Environmental

RoHS Compliant	Yes
Temperature Range	-65 to +165 degrees C
IP Rating	IP68 Unmated

3. Electrical

Dielectric Withstanding	1500 Volts RMS Maximum
Impedance	50 ohms
Interface Frequency	4 GHz
Working Voltage	500 Volts RMS Maximum



10	Tube	Brass	Nickel
9	Insulator	PTFE	White
8	Lock Nut	Brass	Nickel
7	Washer	Phosphor Bronze	Nickel
6	O Ring	Silicone	Black
5	Ferrule	Brass	Nickel
4	Dielectric	PTFE	White
3	Pin	Brass	Gold
2	Contact	Phosphor Bronze	Gold
1	Body	Brass	Nickel
	Description	Material	Finish

Unless otherwise specified tolerances
 0.5-5 = ±0.2
 >5-30 = ±0.4
 >30-120 = ±0.6
 >120-315 = ±1.0
 >315-1000 = ±1.6
 Angles = ±5°
 Units = mm

This document is the confidential property of Gigatronix Limited and may not be copied, reproduced or transmitted to any third party without written authorisation.



Author	PJP
Drawn by	PJP
Drawing date	19/06/2024
Checked by	DB
Checked date	19/06/2024
Scale	Not to scale

Part Number	BN02-0113-C06WP
Title:	BNC Waterproof Crimp Bulkhead Jack, IP68, Nickel Plated, IPX/UFL; 0.81, 1.13, 1.32, 1.37